

Public Higher Education

FY 2013 Revised and
FY 2014 Budgets, Capital Budget
Staff Presentation
March 28, 2013

Public Higher Education

- Office of Higher Education
- University of Rhode Island
- Rhode Island College
- Community College of Rhode Island

Public Higher Education

\$1,058.2 million budget

- 12.9% of state budget
- 5.3% of general revenue budget

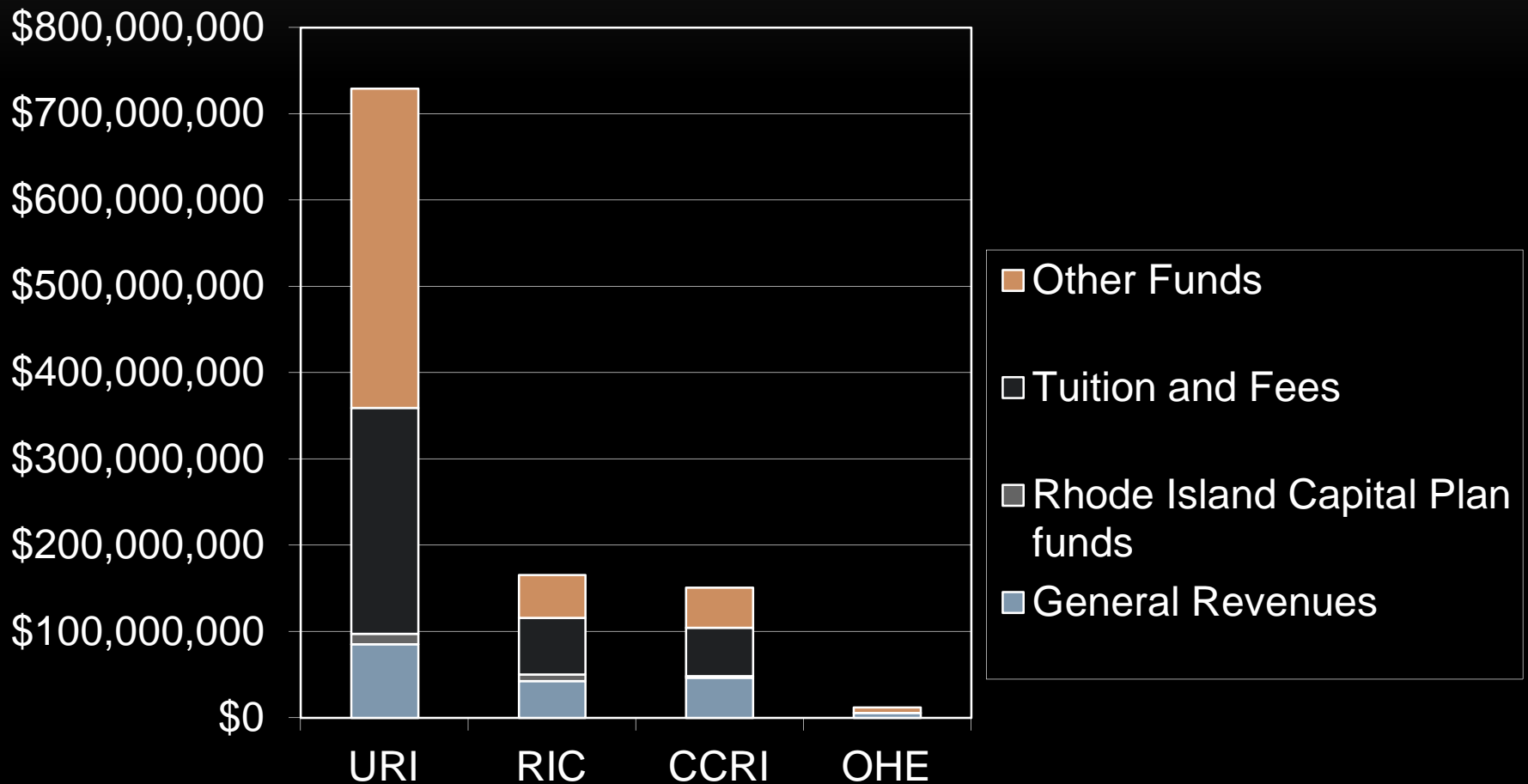
4,252.0 FTE positions

- 28.0% of state total

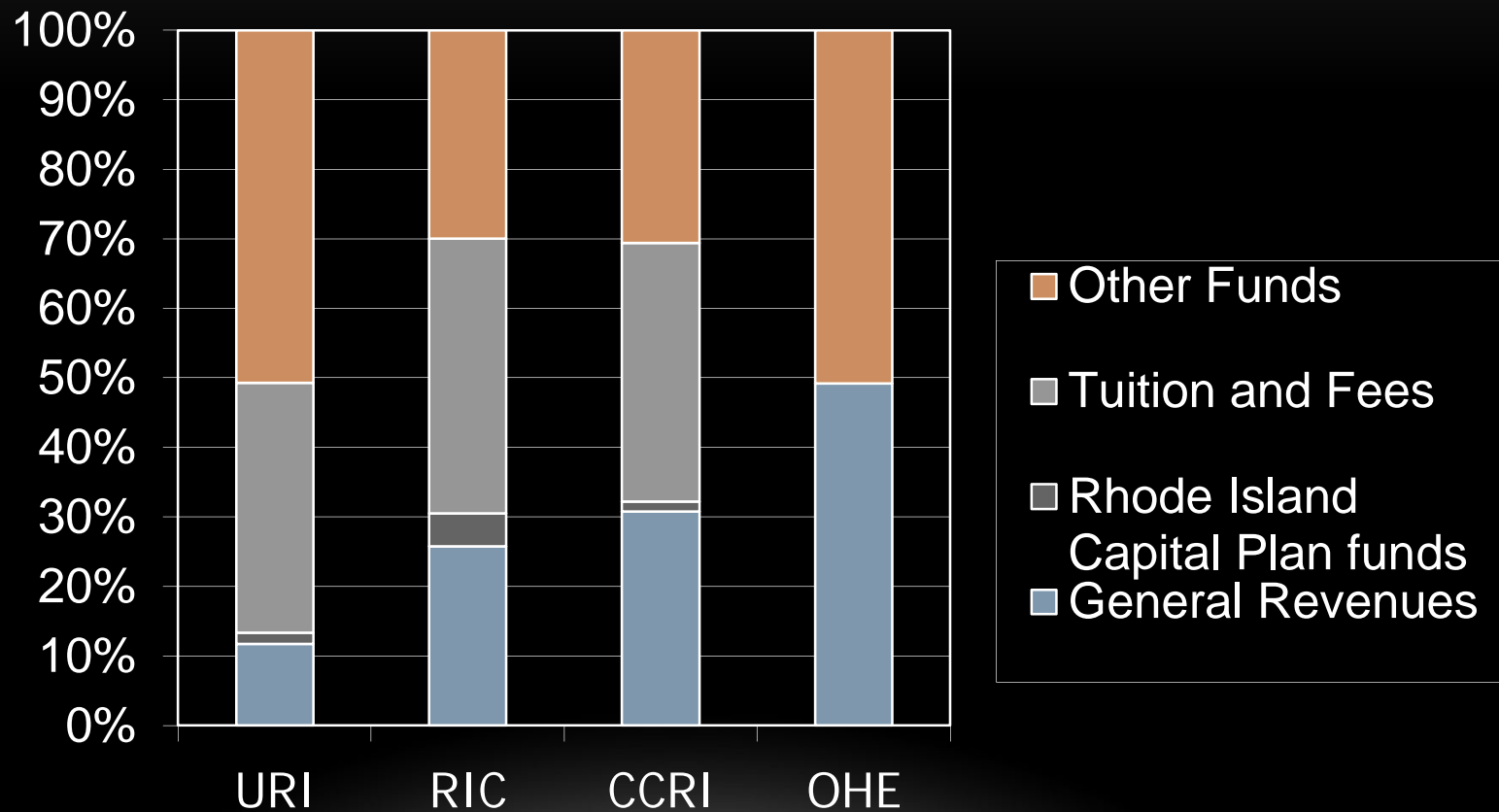
\$1,098.6 million capital budget

- Majority of state's physical property

Public Higher Education Funding



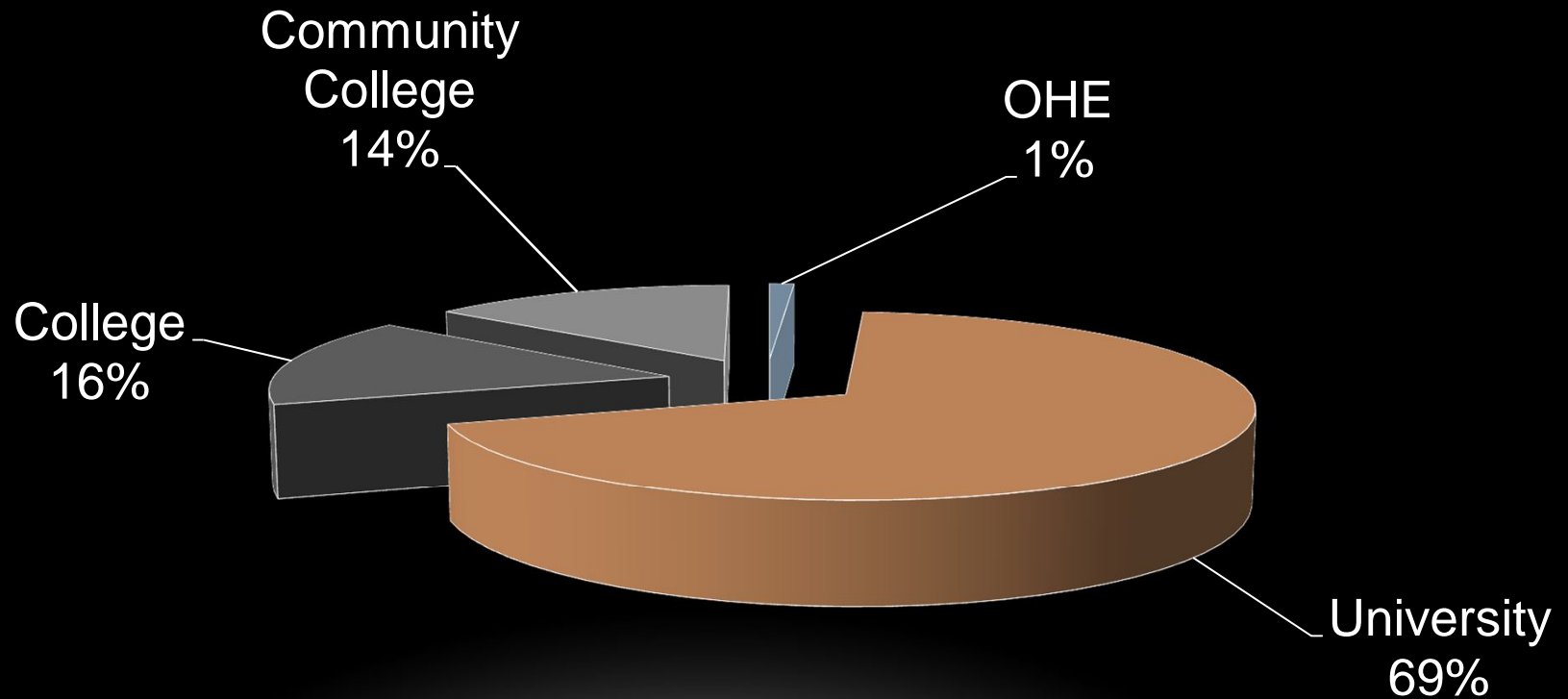
Public Higher Education Funding



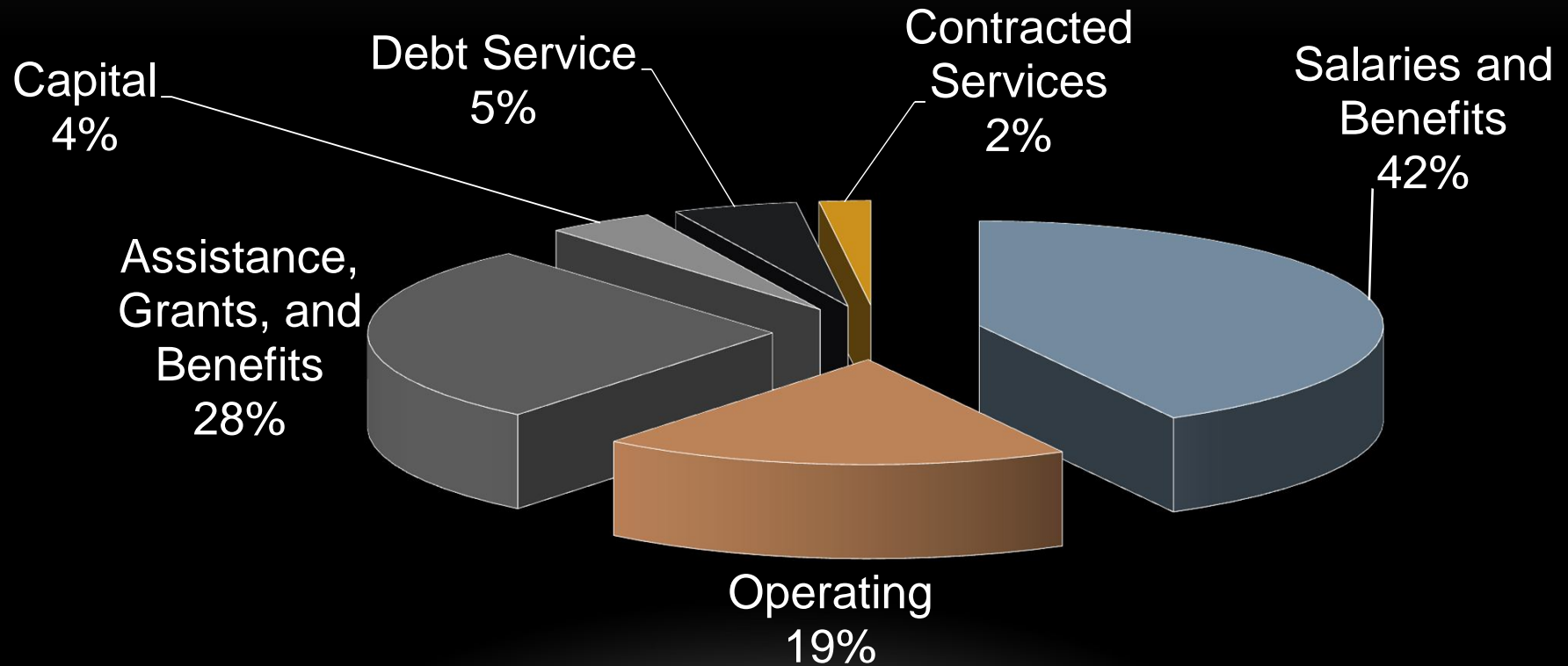
Board of Governors

- 2012 Assembly enacted legislation to abolish the Board of Governors for Higher Education and the Board of Regents
 - Effective January 1, 2013
 - Creates a new 11 member Rhode Island Board of Education
- Abolishes Office of Higher Education effective July 1, 2014
- Governor appointed new board members
- Senate confirmed all on March 5
- First meeting of new board March 11, 2013


FY 2014 Summary by Institution



Summary by Category



Unrestricted and Restricted Sources



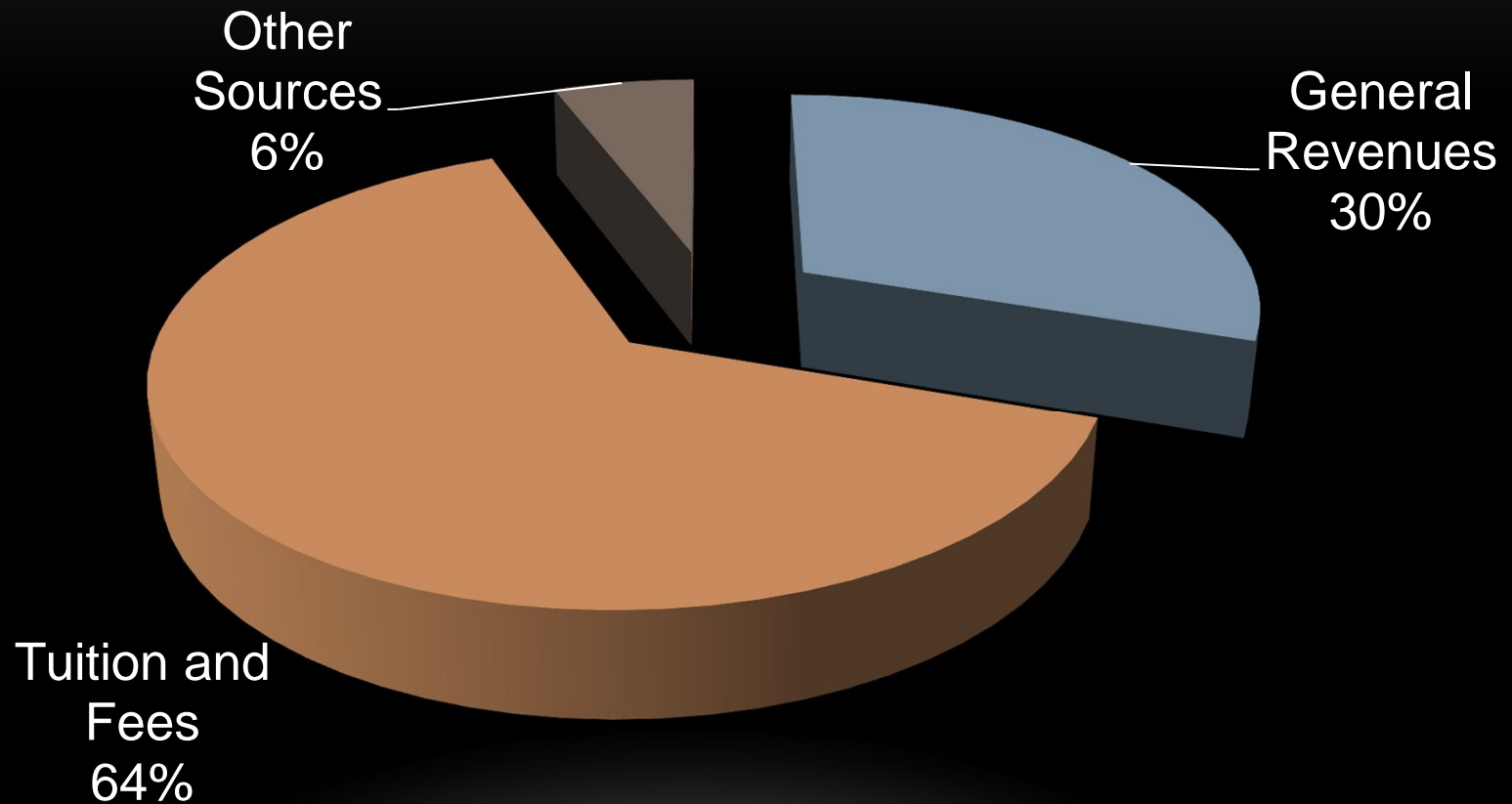
Unrestricted Budget

Funds used for any legitimate purpose: education & general operations

- State general revenues
- Tuition & general fees
- Sponsored research overhead

Similar to *general revenue* budget of other agencies

Unrestricted Sources

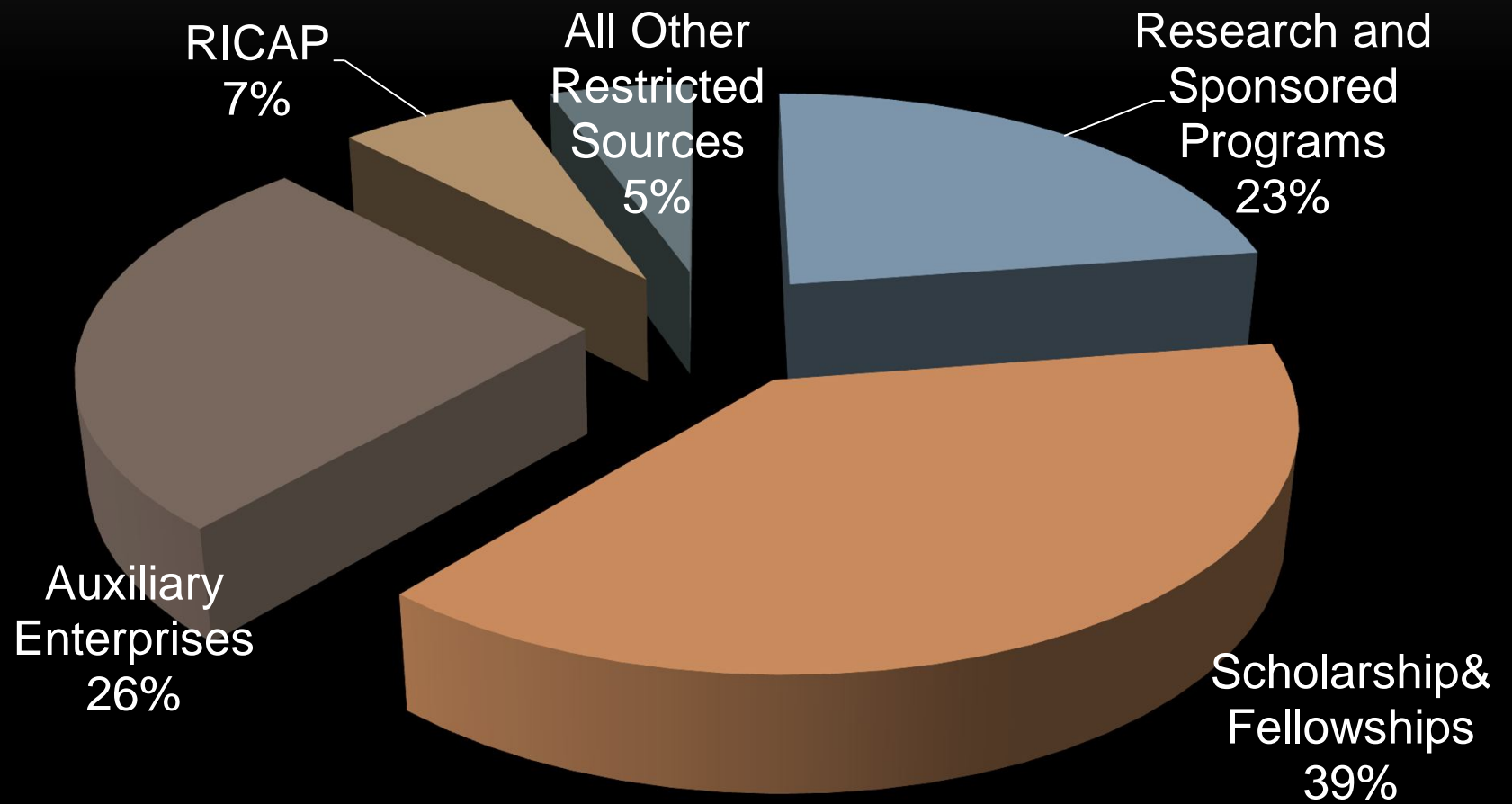


Restricted Budget

Funds generally considered restricted receipt or enterprise funds

- Residence hall & dining funds
- Other fund sources are limited to use for certain purposes
- Federal funds & RICAP considered restricted

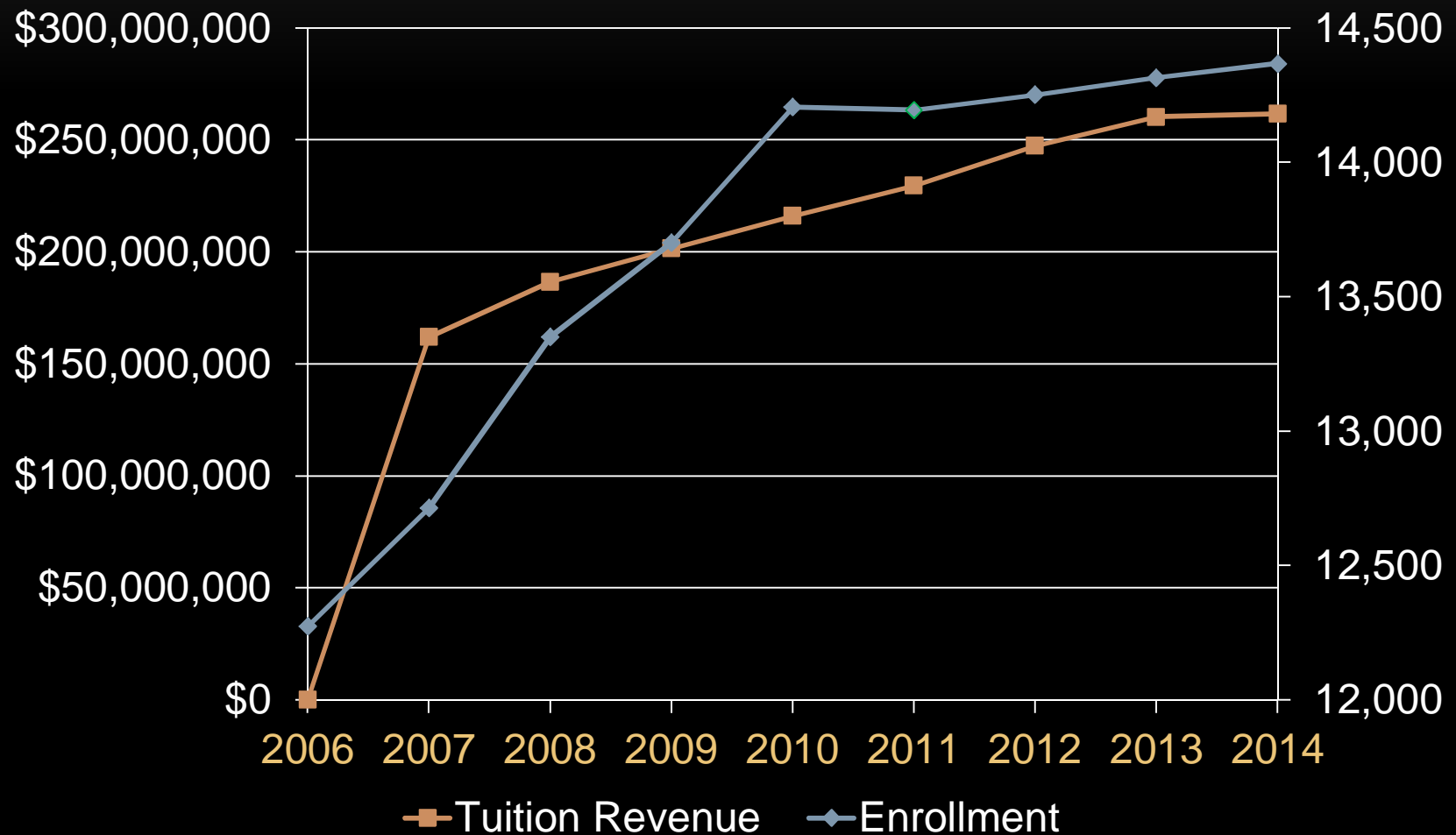
Restricted Sources



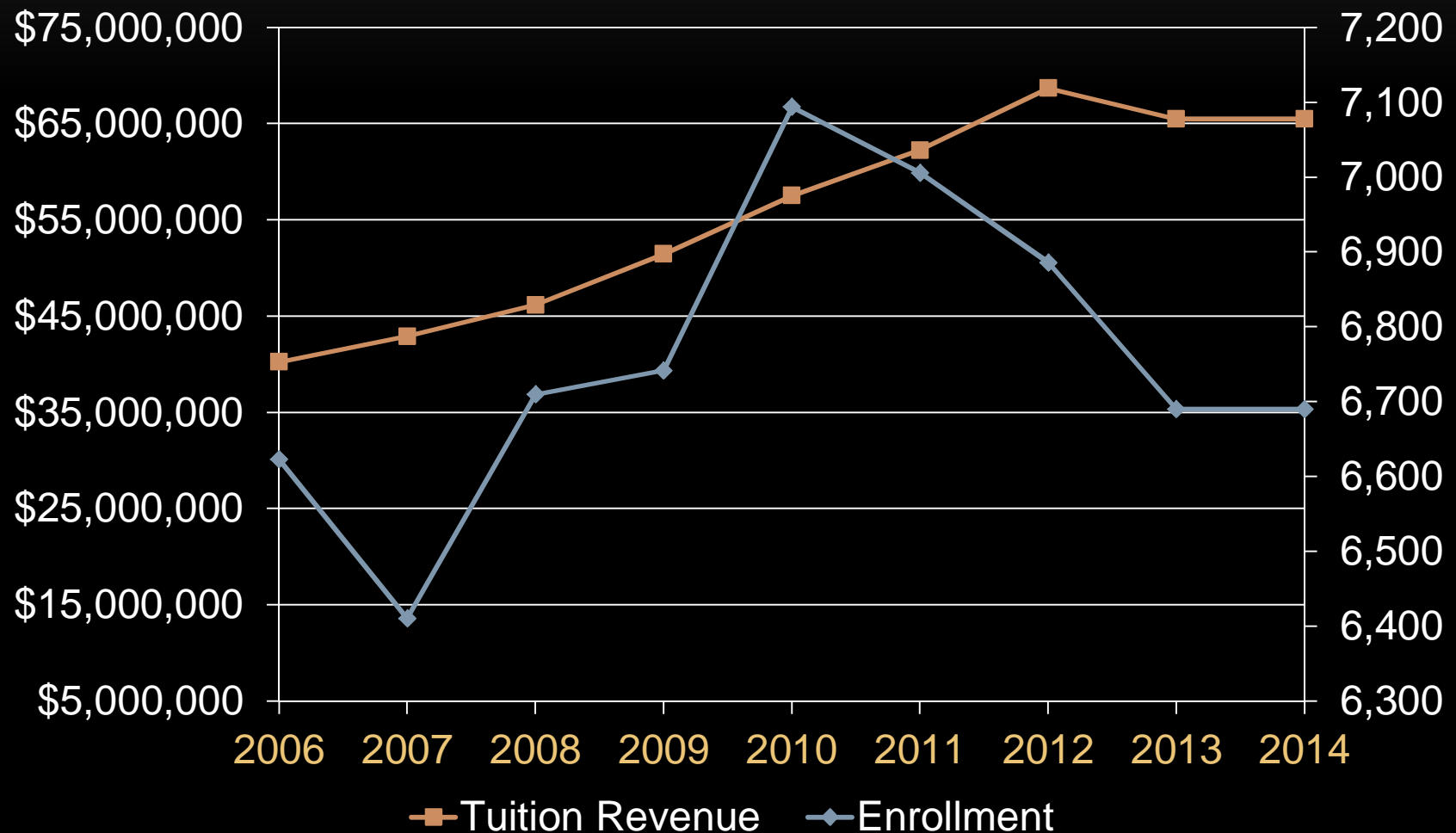
Enrollment

| | URI | RIC | CCRI | Total |
|------------------------|--------|--------|--------|--------|
| FY 2013 Enacted | 14,594 | 7,140 | 10,523 | 32,257 |
| FY 2013 Revised | 14,315 | 6,690 | 10,523 | 31,528 |
| Change | (279) | (450) | - | (729) |
| % Change | (1.9%) | (6.3%) | - | (2.3%) |
| FY 2014 Estimate | 14,367 | 6,690 | 10,591 | 31,648 |
| Change to FY 2013 Rev. | 52 | - | 68 | 120 |
| % Chg to FY 2013 Rev | 0.4% | - | 0.6% | 0.4% |

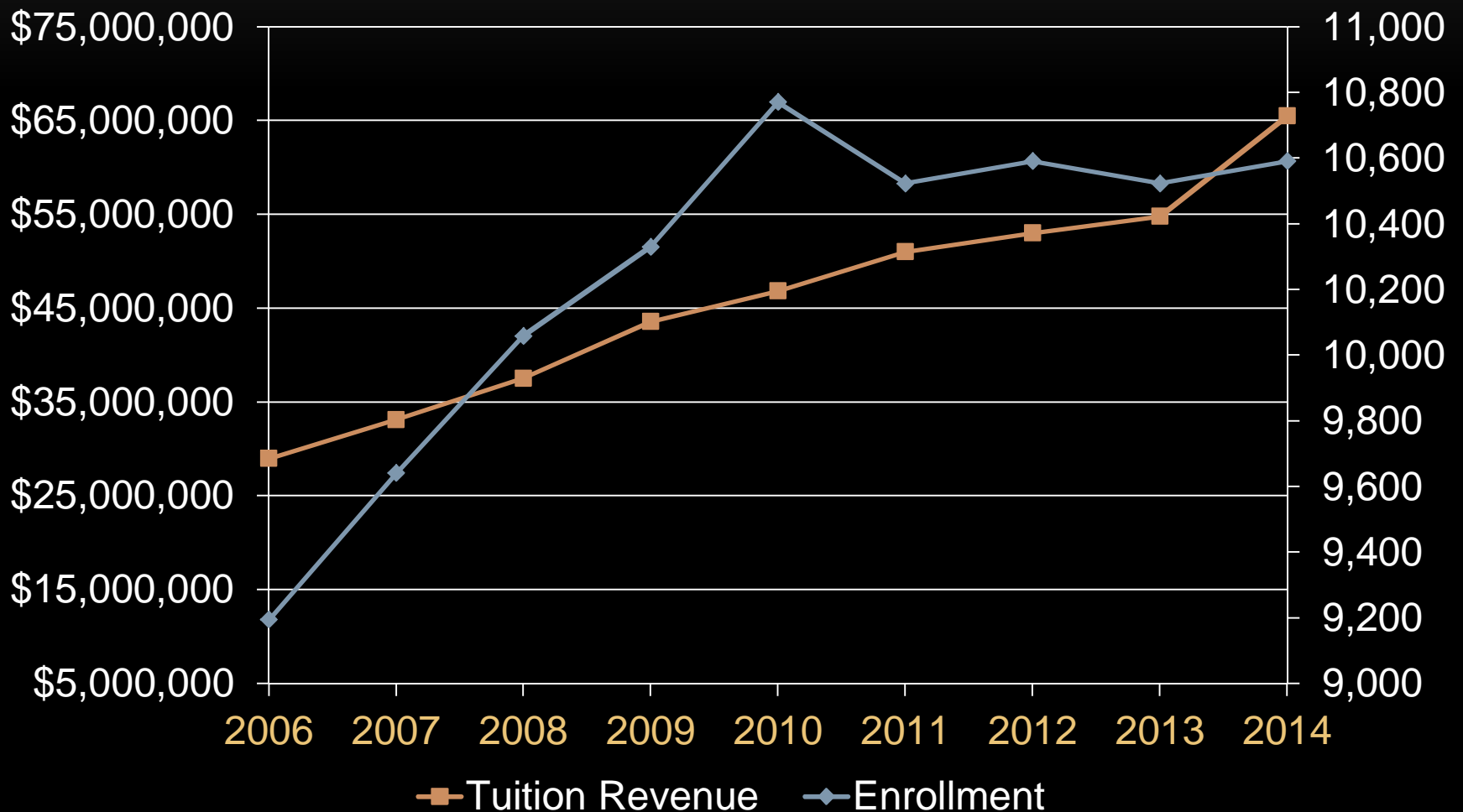
URI Enrollment/Tuition Revenue



RIC Enrollment/Tuition Revenue



CCRI Enrollment/Tuition Revenue



Board Approved Tuition & Fees – FY 2014

| | URI | RIC | CCRI |
|--------------------|------------------|------------------|-----------------|
| <i>Resident</i> | | | |
| Tuition | \$ 10,878 | \$ 6,530 | \$ 3,624 |
| Fees* | 1,572 | 1,072 | 326 |
| Total | \$ 12,450 | \$ 7,602 | \$ 3,950 |
| <i>Nonresident</i> | | | |
| Tuition | \$ 26,444 | \$ 17,228 | \$10,256 |
| Fees | 1,572 | 1,072 | 326 |
| Total | \$ 28,016 | \$ 18,300 | \$10,582 |

*RIC has a \$4 fee increase in the student union fee over FY 2013

Board Approved Room & Board

| | URI | RIC |
|----------|------------|------------|
| FY 2013 | \$11,424 | \$9,831 |
| FY 2014 | \$11,586 | \$10,117 |
| Change | \$162 | \$286 |
| % Change | 1.4% | 2.9% |

Target Budget

- Board submits a current service budget in addition to target budget required by Budget Office
- Target of \$163.6 million
 - Current service adjustments of \$1.5 million
 - 7% reduction, adjusted for certain exclusions, of \$10.3 million

Target Budget

- RIC and CCRI met target by raising tuition
- URI did not raise tuition and indicated that meeting target would equal a personnel reduction of between 100 and 200
 - Instead of a personnel reductions, it applied the reduction to a variety of expenditures that cannot realistically be reduced such as utilities and debt service

Constrained Tuition & Fee Changes to Approved Rates

| | URI | RIC | %Chg | CCRI | %Chg |
|--------------------|-------------|---------------|-------------|---------------|-------------|
| <i>Resident</i> | | | | | |
| Tuition | \$ - | \$ 378 | 5.8% | \$ 276 | 7.6% |
| Fees | - | - | - | - | - |
| Total | \$ - | \$ 378 | 5.0% | \$ 276 | 7.0% |
| <i>Nonresident</i> | | | | | |
| Tuition | \$ - | \$ 912 | 5.3% | \$ 780 | 7.6% |
| Fees | - | - | - | - | - |
| Total | \$ - | \$ 912 | 5.0% | \$ 780 | 7.4% |

Target Budget Request

| Change to Current Services Request | OHE | URI | RIC | CCRI | Crime Lab | Total |
|------------------------------------|----------------|-----------------|----------------|--------------|-----------|-----------------|
| General Revenues | (\$0.6) | (\$15.9) | (\$3.2) | (\$3.6) | (\$0.4) | (\$23.7) |
| Tuition and Fees | - | - | 3.1 | 3.9 | - | 7.0 |
| Restricted | - | - | - | - | 0.4 | 0.4 |
| Total | (\$0.6) | (\$15.9) | (\$0.1) | \$0.3 | - | (\$16.2) |

Tuition and Fees

- National average: in-state public 4-yr college for FY 2013 is \$8,665
- Rhode Island is 8th highest
- Lower than Vermont and New Hampshire
- Higher than Massachusetts, Connecticut and Maine

Source: <http://trends.collegeboard.org/college-pricing>

Tuition and Fees

- New England average: in-state public 2-yr college for FY 2013 is \$4,431
- Rhode Island - \$3,950 which is 4th out of 6 New England states
- Lower than Massachusetts and Vermont and New Hampshire
- Higher than Connecticut and Maine

Source: New England Board of Higher Education

Unrestricted Student Aid and Waivers – FY 2014

| (In millions) | URI | RIC | CCRI |
|-------------------------------|---------|--------|--------|
| Student Aid & Waivers | \$93.8 | \$13.8 | \$3.9 |
| Tuition and Fees | \$261.7 | \$65.5 | \$56.1 |
| Student Aid % of Tuition/Fees | 35.8% | 21.0% | 7.0% |

- Includes financial based and academic scholarships and tuition waivers

Waivers

- Approximately 2.9% of all tuition will be waived for FY 2014
- Who is eligible for waiver?
 - Unemployed
 - Disabled vets
 - National Guard members
 - Senior citizens
 - Dependents of some employees (in CBAs and Board policy)

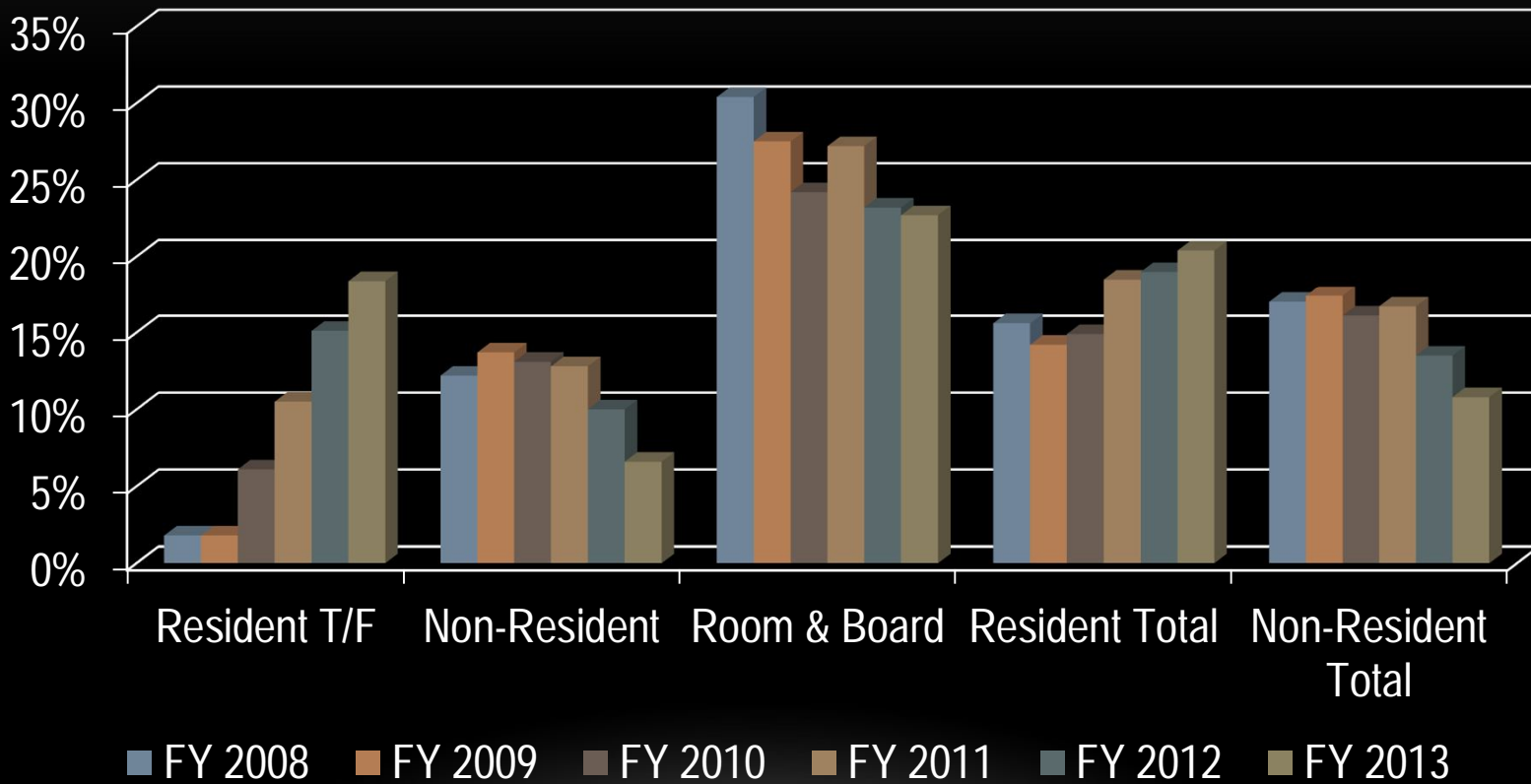
Sequestration

- Financial Aid programs cut 8.2% or \$25,730
 - Impacting 1,683 students
 - Pell Grants exempt in 2013
- College Work Study cut 8.2% or \$28,734
- Impact on federal research grants most severe for URI
 - 7.6% or \$6.4 million future reduction

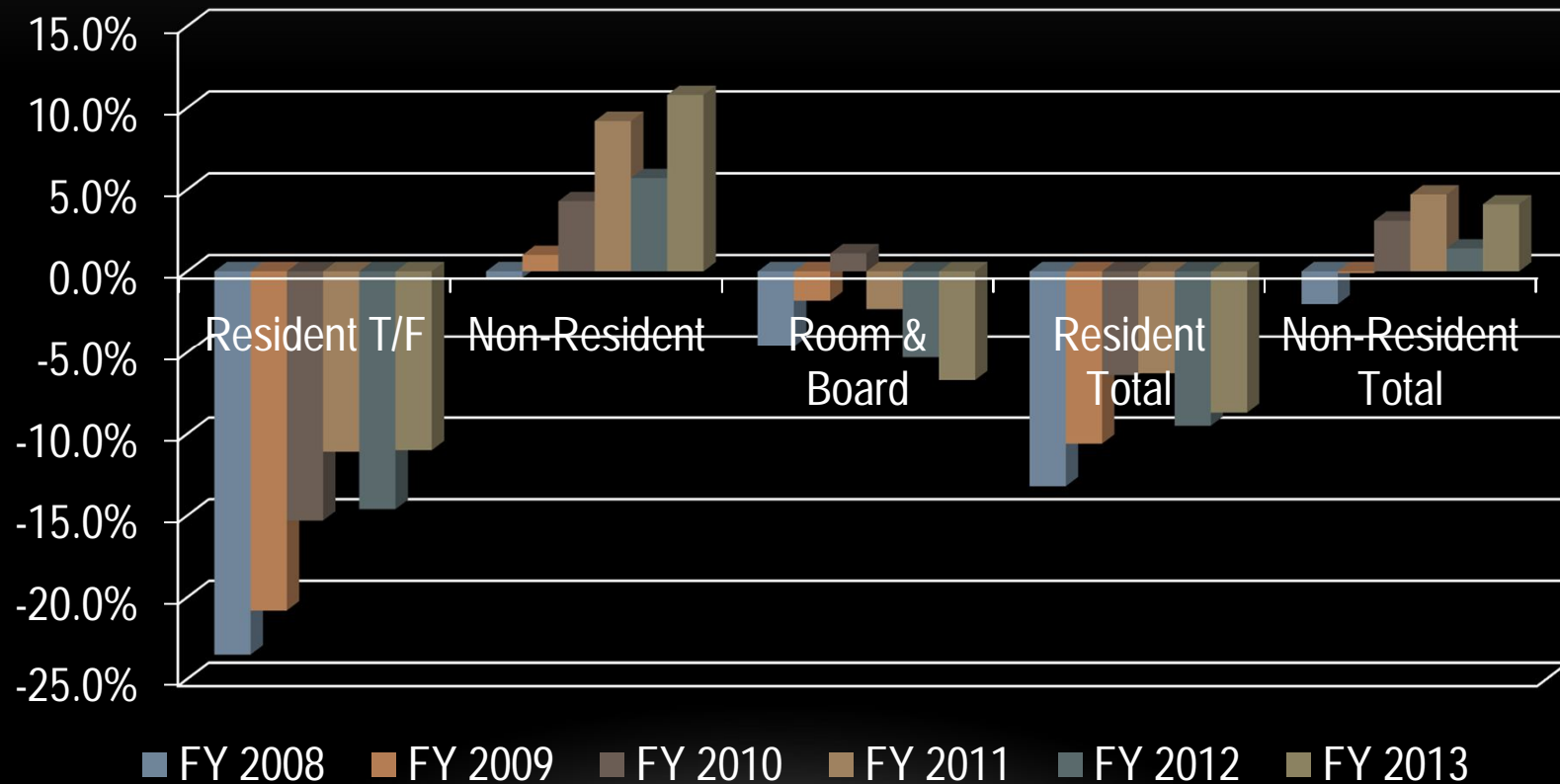
Peer Comparisons

- Board traditionally provides data that compares costs at each RI school to several comparable, or peer institutions

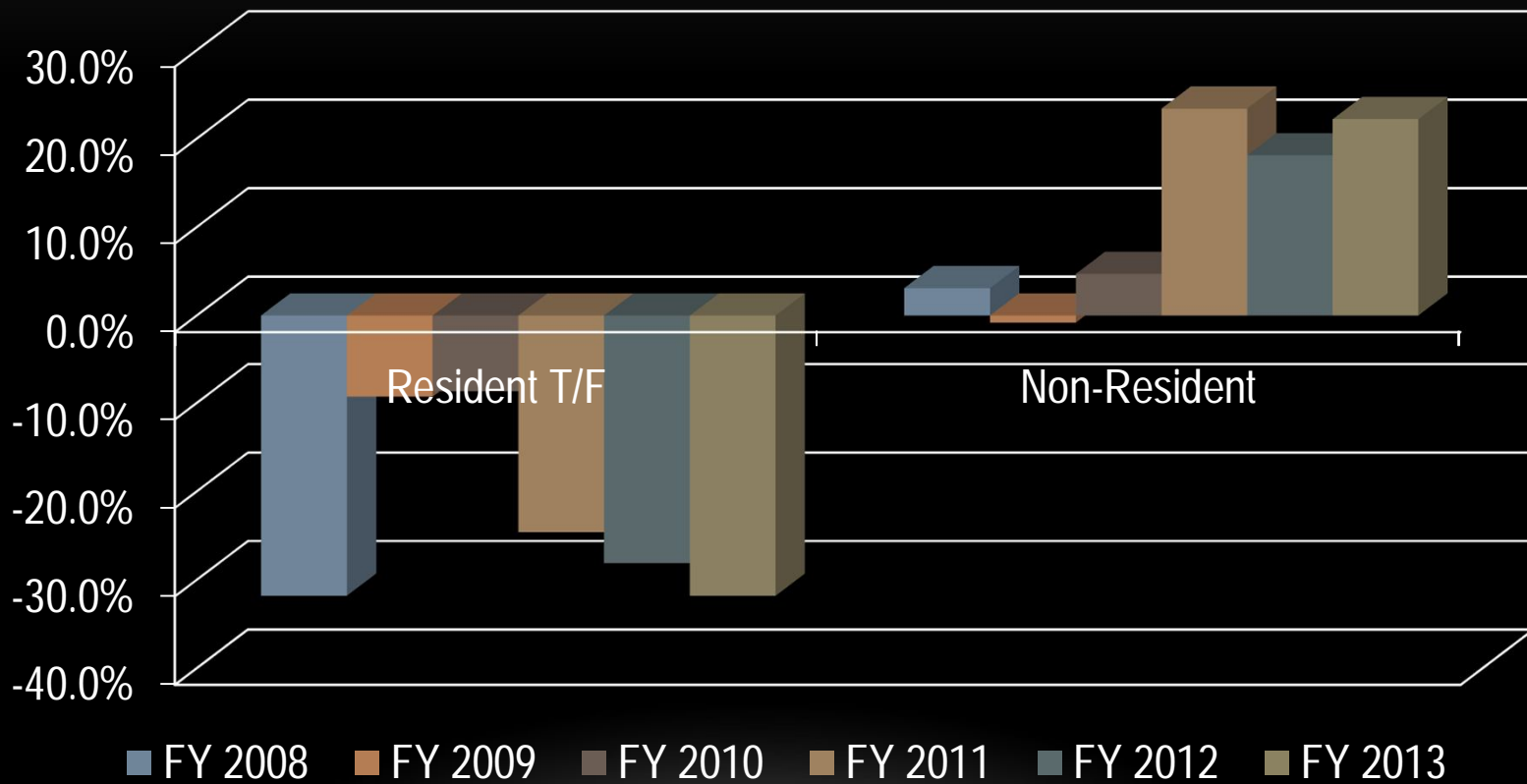
Comparisons: University - *Percents Above & Below Peers*



Comparisons: College-Percents Above & Below Peers



Comparisons: Community College-*Percents Above & Below Peers*



About Year to Year Comparisons

- Schools re-evaluate tuition, enrollment & spending projections & adjust current year budget accordingly

FY 2013 Revisions

General Revenue Changes - \$0.2 million more than requested

- Adds \$0.7 million for debt service on general obligation bonds
- \$0.4 million in statewide medical benefit savings
- Tuition and fees as requested

FY 2013 Revisions

- Updated enrollment figures are reflected in tuition and fee revenue changes
 - RIC
 - URI
- This forms the basis for FY 2014

FY 2014 Budget

- Governor recommends \$1,058.2 million
 - \$26.6 million more than enacted
 - \$6.6 million less than requested
- \$180.9 million from general revenue
 - \$8.4 million more than enacted
 - \$6.4 million less than requested

FY 2014 Budget

\$8.4 million general revenue increase:

- \$6.0 million intended to ensure that no institution raises tuition for FY 2014
- Includes language in appropriations act requiring institutions to maintain tuition and student financial aid for FY 2014 at the FY 2013 level
- Intends that institutions will make the reductions necessary to avoid raising tuition while ensuring no reductions to student aid

Summary by Category

| (In millions) | FY 2013 Enacted | FY 2014 Governor | Chg. to Enacted | Chg. to Request |
|------------------------|--------------------|---------------------|--------------------|--------------------|
| Salaries & Benefits | \$448.9 | \$445.0 | (\$3.9) | (\$9.1) |
| Contracted Services | 21.3 | 21.6 | 0.4 | - |
| Operating | 198.0 | 198.4 | 0.4 | (1.9) |
| Student Aid | 285.1 | 294.9 | 9.8 | - |
| Capital | 25.7 | 45.7 | 19.9 | 2.8 |
| Debt Service | 52.6 | 52.6 | - | 1.6 |
| Total | \$1,031.7 | \$1,058.2 | \$26.6 | (\$6.6) |

Salaries and Benefits

Full-Time Equivalent Positions

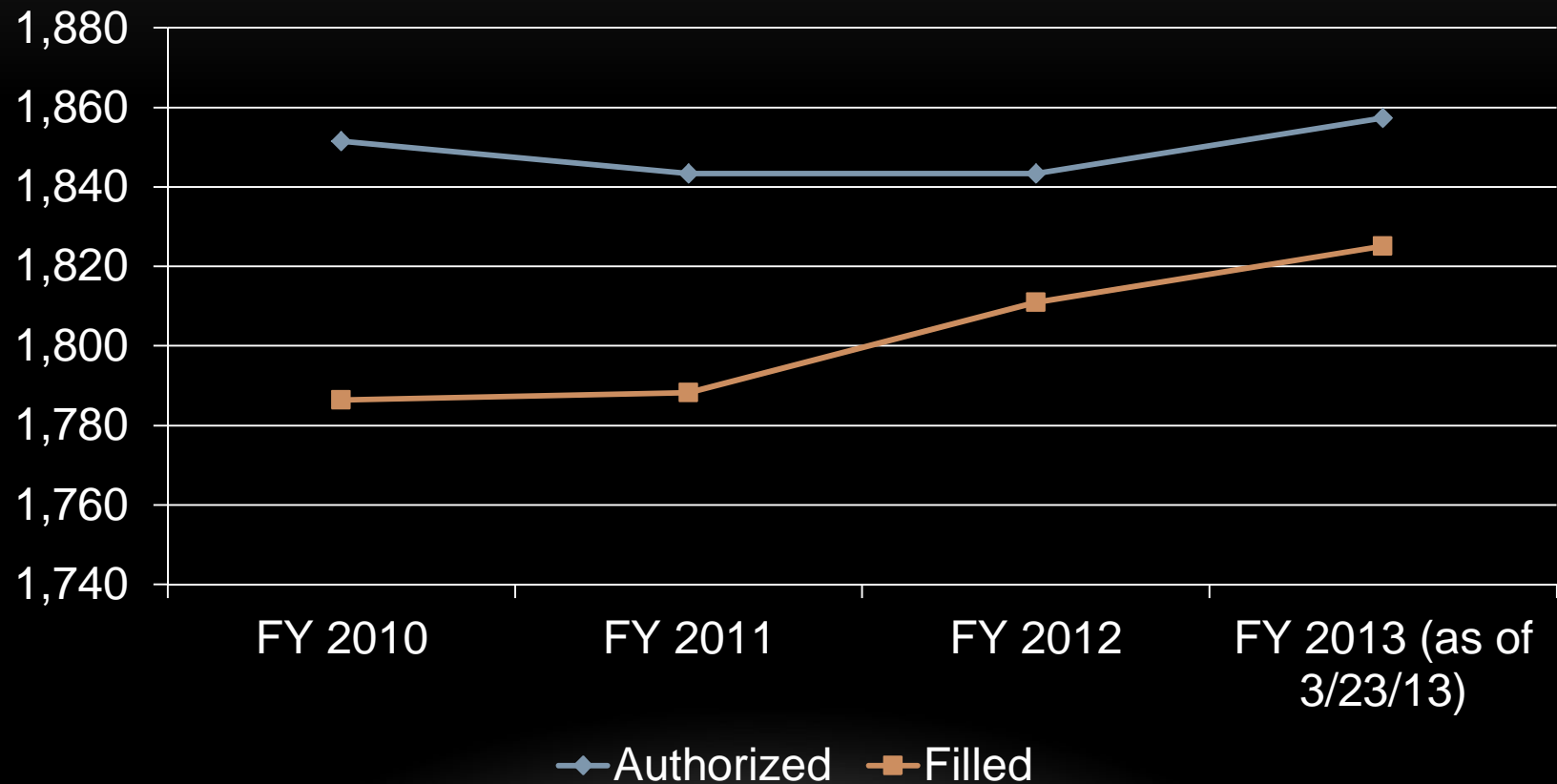
| Full-Time Positions | FTEs | Chg. To Enacted |
|------------------------|---------|-----------------|
| Enacted Authorized | 4,241.0 | - |
| FY 2014 Request | 4,263.0 | 22.0 |
| FY 2014 Governor | 4,252.0 | 11.0 |
| FY 2012 Average Filled | 3,901.9 | (339.1) |
| Filled as of March 9 | 3,927.1 | (313.9) |

Staffing

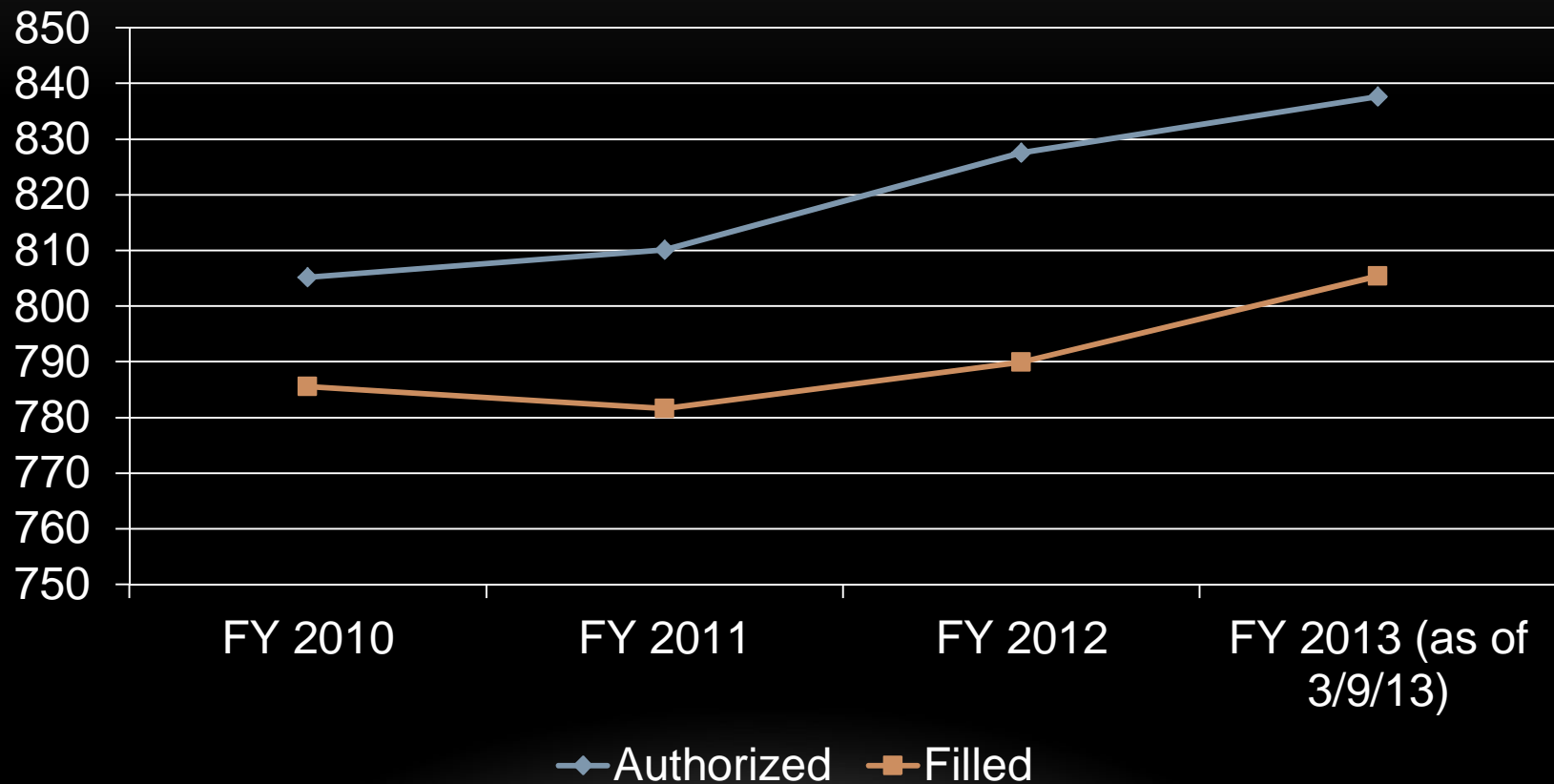
11.0 new FTEs

- 1.0 for Office
- 5.0 for URI
- 1.0 for Crime Lab
- 4.0 for RIC

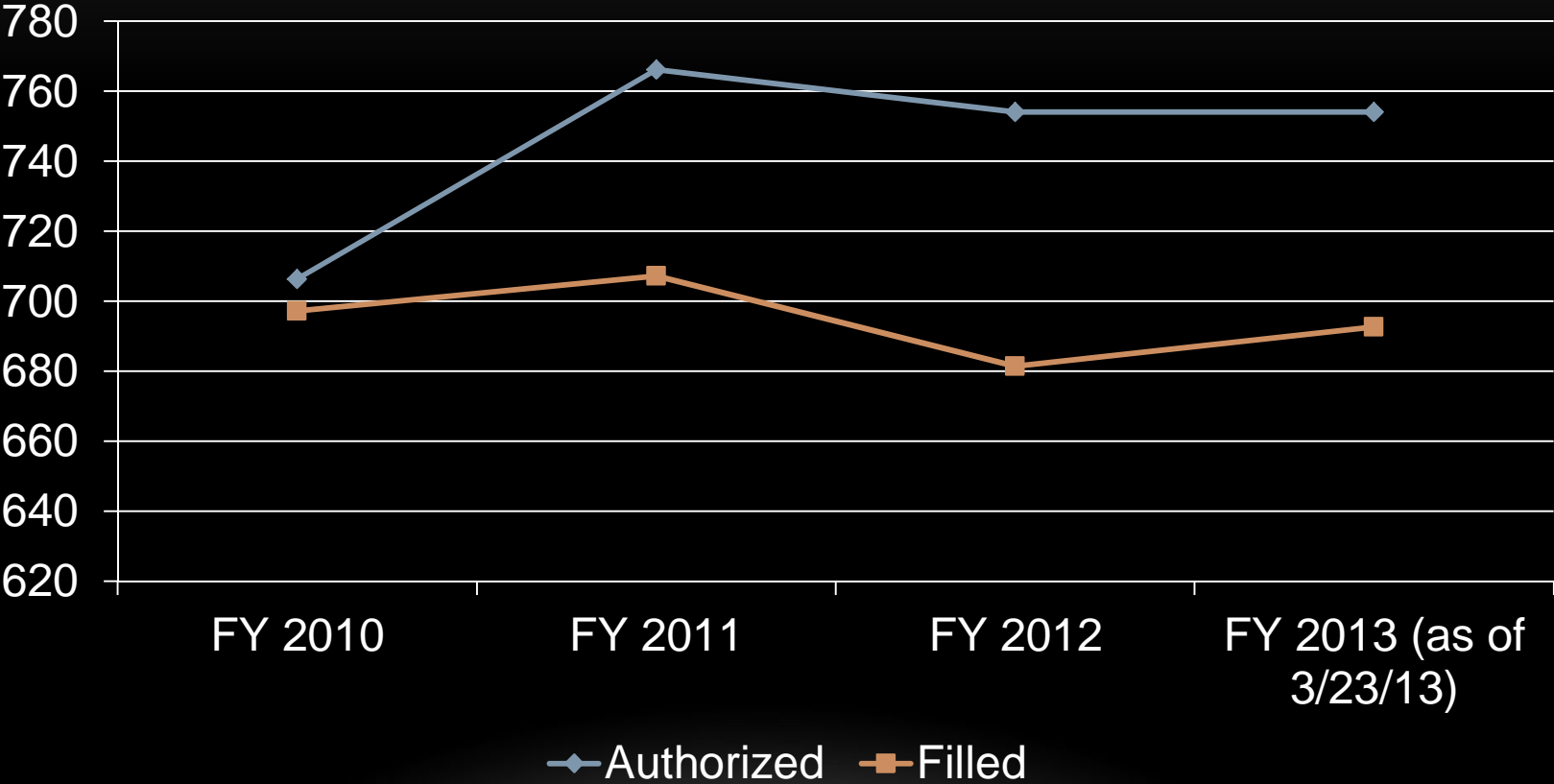
URI Non-Third Party Staffing



RIC Non-Third Party Staffing



CCRI Non-Third Party Staffing



Retiree Health Benefits

- In 1998, Board established plan under its authority to provide health benefits to its employees participating in the Board's Alternate Retirement Plan
- Plan scaled back in 2008 and now provides same health care benefits as participants of the state retirement system for post-65 retirees only
- Effective FY 2011, this expense is funded on an actuarial basis
 - Rate for FY 2014 is 2.3% of applicable payroll

Office of Higher Education

| (In millions) | FY 2013 Enacted | FY 2013 Gov. Rev. | FY 2014 Request | FY 2014 Governor |
|-----------------|--------------------|----------------------|--------------------|---------------------|
| General Revenue | \$5.8 | \$5.9 | \$6.2 | \$6.0 |
| Federal Funds | 4.9 | 5.2 | 6.2 | 6.2 |
| Total | \$10.7 | \$11.1 | \$12.3 | \$12.2 |
| FTEs | 16.8 | 16.8 | 16.8 | 17.8 |

Office of Higher Education

| Change to Revised | Request | Governor | Difference |
|--------------------------|------------------|------------------|--------------------|
| Current Year Revisions | \$- | (\$9,043) | (\$9,043) |
| Salaries and Benefits | 184,869 | 144,614 | (40,255) |
| Legal Expenses | 20,000 | 5,000 | (15,000) |
| Shepard Building | 112,058 | 112,058 | - |
| Internal Audit Contracts | (4,420) | (33,085) | (28,665) |
| Dual Enrollment Program | (254) | (254) | - |
| All Other Operations | (21,970) | (85,719) | (63,749) |
| Total | \$290,283 | \$133,571 | (\$156,712) |

Office of Higher Education

Full-time Commissioner Position - \$0.3 million

- President of CCRI is serving as both President and part-time Commissioner
- Contract expires June 30, 2013
- Governor recommends funding and indicates that 1.0 new position is for a full-time Commissioner
- 2012 Assembly intended for the Office to fill full-time position within its authorized staffing and funding
- 2.0 vacant positions as of March 23 pay period

Office of Higher Education

- Other Salaries and Benefits - \$1.7 million
 - Includes turnover equivalent to 2.5 positions
 - Budget funds full year for Office – scheduled to be abolished on July 1, 2014
- Outside Legal Expenses - \$15,000
 - Based on pending lawsuit
 - Constrained request removed all funding

Office of Higher Education

- Shepard Building - \$2.3 million
 - Providence Campus of URI
 - Adds \$0.1 million to move funding to $\frac{1}{2}$ half from general revenues and $\frac{1}{2}$ half from URI

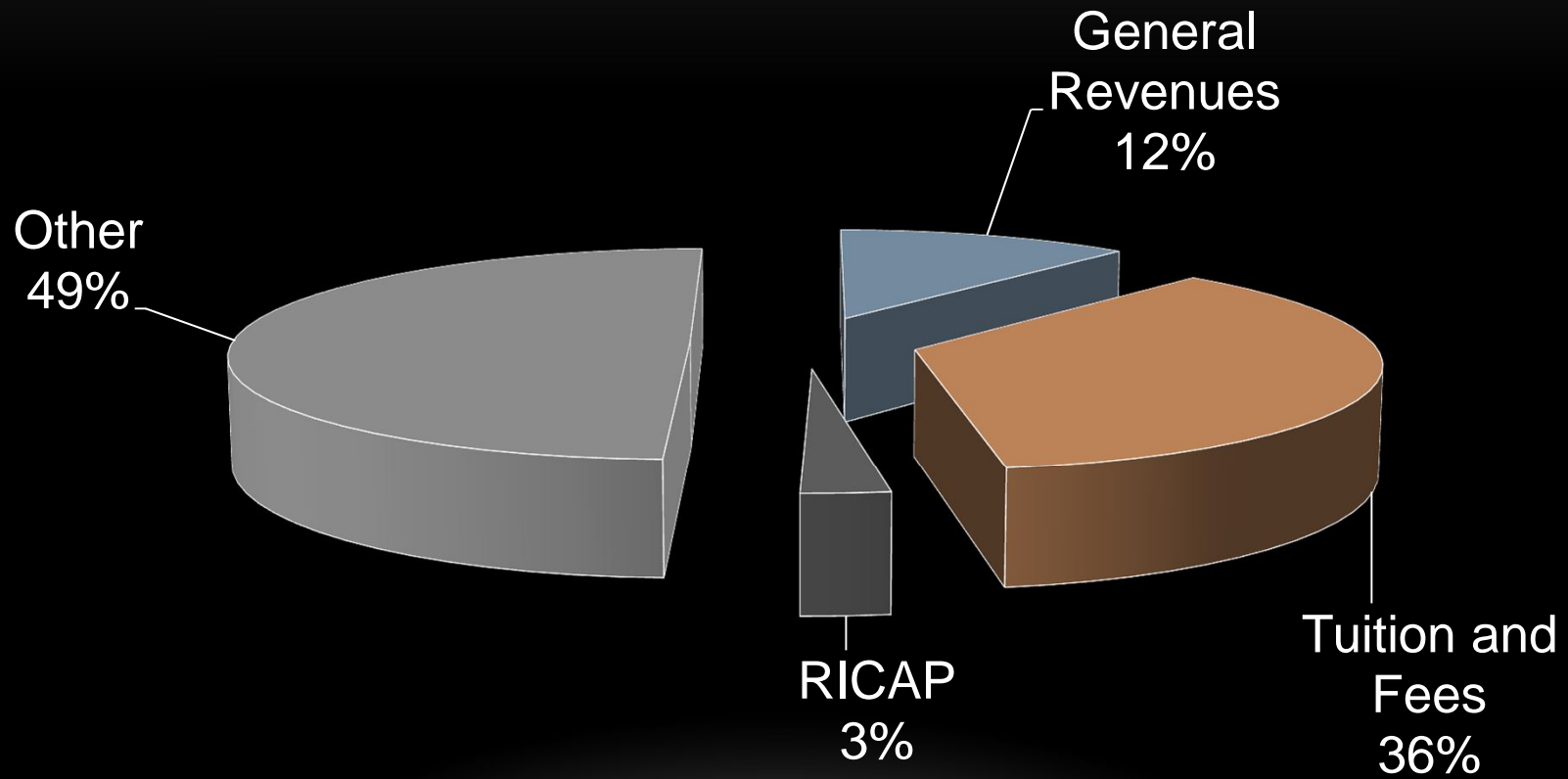
Office of Higher Education

- Dual Enrollment - \$60,000
 - Program subsidizes low-income students to take college courses in second half of senior year
 - Funding for this program has steadily declined from \$360,000 in FY 2011 as agencies have been required to submit constrained budgets over the years

University of Rhode Island

| (In millions) | FY 2013 Enacted | FY 2013 Gov. Rev. | FY 2014 Request | FY 2014 Governor |
|---------------------|--------------------|----------------------|--------------------|---------------------|
| General Revenue | \$78.2 | \$78.6 | \$90.8 | \$85.7 |
| Tuition and Fees | 265.7 | 260.3 | 261.7 | 261.7 |
| Other Unrestricted | 22.5 | 23.7 | 23.3 | 23.3 |
| Restricted | 345.7 | 354.3 | 363.4 | 358.4 |
| Total | \$711.9 | \$716.9 | \$739.2 | \$729.1 |
| FTE Authorization | 1,857.3 | 1,857.3 | 1,875.3 | 1,863.3 |
| Third Party Limited | 593.2 | 593.2 | 593.2 | 593.2 |
| Total | 2,450.5 | 2,450.5 | 2,468.5 | 2,456.5 |

URI Sources of Funds



URI – Unrestricted Budget

| FY 2014 Change to Revised | Request | Governor | Difference |
|-----------------------------|--------------------|--------------------|----------------------|
| Current Year Revisions | (\$4,091,811) | (\$3,664,528) | \$427,283 |
| New Positions | 1,800,000 | 827,177 | (972,823) |
| Other Salaries and Benefits | 4,265,155 | (865,321) | (5,130,476) |
| URI Foundation | 85,870 | 85,870 | - |
| Student Aid | 6,033,222 | 6,033,222 | - |
| Utilities | 88,155 | (109,819) | (197,974) |
| State Crime Lab | 349,708 | 171,668 | (178,040) |
| Energy Conservation Debt | 621,908 | 621,908 | - |
| All Other Debt Service | (5,864) | 858,396 | 864,260 |
| Other Operating Adj. | 353,650 | 468,251 | 114,601 |
| Total | \$9,499,993 | \$4,426,824 | (\$5,073,169) |

University of Rhode Island

- New Positions - \$0.8 million
 - 5 new faculty positions
 - Request was for \$1.8 million for 18 new positions
- Other Salaries and Benefits - \$186.5 million
 - \$5.1 million less than requested
 - Includes turnover and statewide benefit savings

URI- Retirement Incentive Plan

- Enacted budget assumes savings of \$4.2 million
- One-time program implemented in spring 2012
- Allowed University to realign faculty and non-classified staff
- Incentive was one-time payout of 40% of salary
- University indicated there were 251 eligible for incentive in January 2012

URI- Retirement Incentive Plan

- 38 individuals participated
- FY 2013 savings of approximately \$2.0 million
- FY 2014 estimated savings of \$1.4 million

University of Rhode Island

- Foundation/Alumni Contract - \$0.6 million
 - Contract with URI Foundation for fundraising and alumni relations
 - Fee-for-service contract was recently negotiated
- Utilities - \$7.5 million
 - Target request reduced expenses by \$7.7 million

University of Rhode Island

- Student Aid - \$94.0 million
 - \$6.0 million or 6.9% greater than FY 2013
 - Reflects changing enrollment, diversity and other institution goals
 - Governor includes language in Article 1 that requires the institutions to maintain tuition and financial aid for FY 2014 at same level as FY 2013 and maintain student financial aid ratio to tuition at the FY 2013 ratio

University of Rhode Island

- State Crime Lab - \$1.0 million
 - Request for \$0.3 million to replace 2 lab instruments for analyzing evidence from arson, assault, hit and run and breaking and entering cases
 - Governor provided half of the requested funding
 - Recommends authorization for 1.2 new positions
 - 0.6 criminalist position and 0.6 network technician

University of Rhode Island

- State Crime Lab – Target Request
 - Reduced general revenues by \$0.4 million and requested a like amount from an alternate source
 - Impose a user fee (practice repealed in 1984)
 - Dedicate a surcharge to every insurance policy written
 - Both proposals rejected

University of Rhode Island

- Community Service Grants \$0.8 million
 - Consistent with enacted level
 - Funds grants that promote higher education
- Energy Conservation Debt Service
 - \$0.6 million for second phase that was authorized by 2011 Assembly and began in 2012
 - Target request eliminates debt service for 2nd phase

URI- Restricted Budget

- Governor recommends \$358.4 million
 - \$12.8 million more than enacted
 - \$5.0 million less than requested from Rhode Island Capital Plan funds
 - Also shifts \$0.5 million in statewide benefit savings to misc. operating expenses

University of Rhode Island

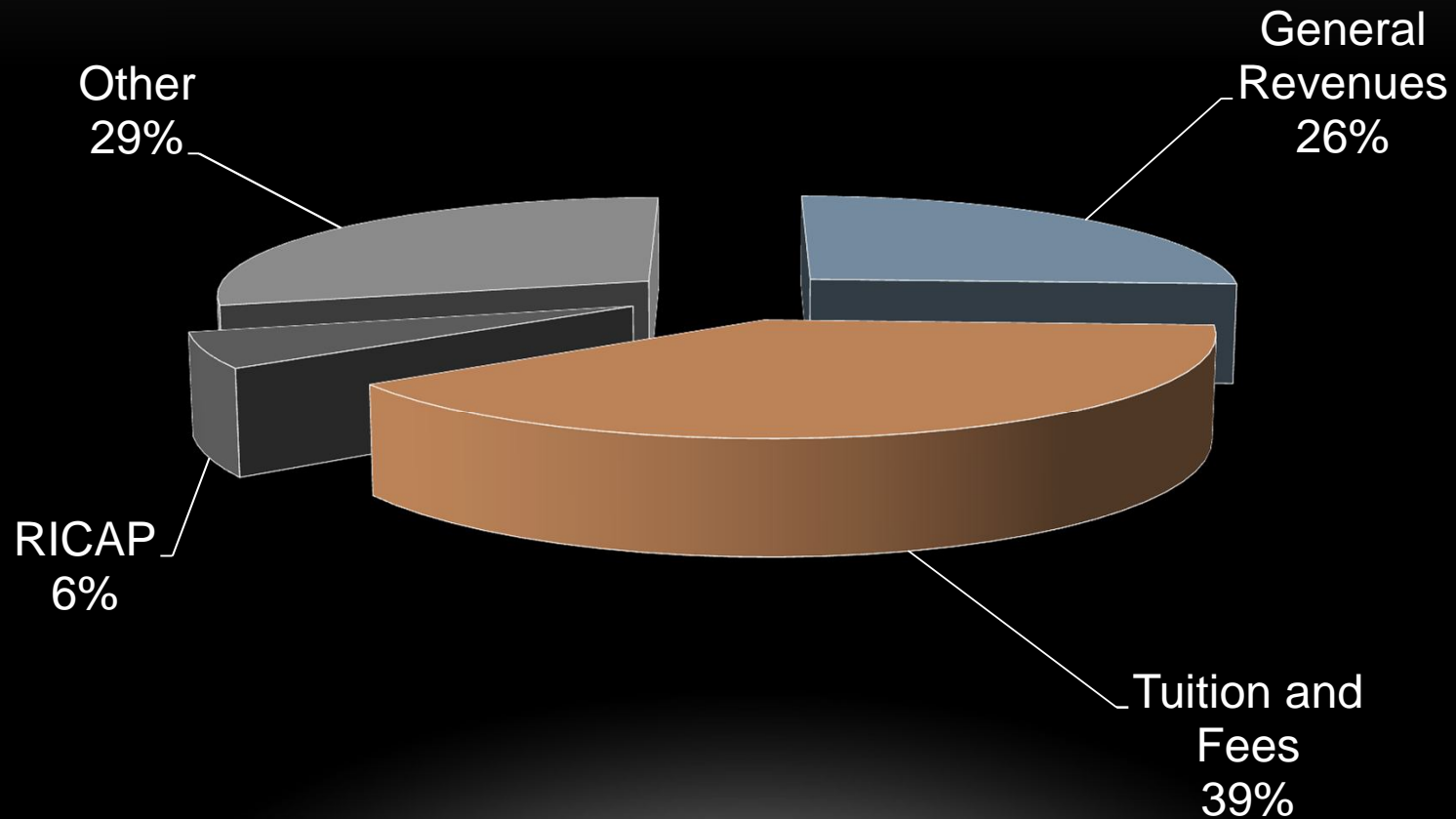
| (In millions) | FY 2010 | FY 2011 | FY 2012 | FY 2013 Gov. Rev. | FY 2014 Gov. |
|---------------------|----------|----------|----------|----------------------|-----------------|
| <i>Unrestricted</i> | \$ 318.3 | \$ 329.8 | \$ 347.2 | \$ 362.6 | \$ 370.7 |
| <i>State Share*</i> | 23.8% | 24.0% | 24.7% | 25.5% | 28.5% |
| <i>Total Budget</i> | \$ 620.9 | \$ 647.9 | \$ 670.9 | \$ 716.9 | \$ 729.1 |
| <i>State Share</i> | 12.1% | 12.2% | 12.8% | 12.9% | 14.5% |

*Includes General Revenues and RICAP

Rhode Island College

| (In millions) | FY 2013 Enacted | FY 2013 Gov. Rev. | FY 2014 Request | FY 2014 Governor |
|-----------------------|--------------------|----------------------|--------------------|---------------------|
| General Revenue | \$41.7 | \$41.7 | \$42.6 | \$42.8 |
| Tuition and Fees | 69.8 | 65.5 | 65.5 | 65.5 |
| Other Unrestricted | 6.4 | 6.5 | 6.8 | 6.8 |
| Restricted | 46.0 | 47.9 | 46.1 | 50.8 |
| Total | \$163.9 | \$161.6 | \$161.0 | \$165.9 |
| FTE Authorized | 837.6 | 837.6 | 841.6 | 841.6 |
| Third Party | 82.0 | 82.0 | 82.0 | 82.0 |
| Total | 919.6 | 919.6 | 923.6 | 923.6 |

RIC Sources of Funds



RIC- Unrestricted Budget

| Change to Revised | Request | Governor | Difference |
|--------------------------------|----------------------|----------------------|------------------|
| Current Year Revisions | (\$4,204,306) | (\$4,209,618) | (\$5,312) |
| New Staff | 200,000 | 200,000 | - |
| Other Salaries and Benefits | 1,087,830 | 441,952 | (645,878) |
| Student Aid | 152,500 | 152,500 | - |
| Building Maintenance & Repairs | (156,647) | (156,647) | - |
| Debt Service | (5,994) | 718,006 | 724,000 |
| Other Operating Adjustments | (52,270) | 64,363 | 116,633 |
| Total | (\$2,978,887) | (\$2,789,444) | \$189,443 |

Rhode Island College

- New Staff - \$0.2 million
 - 3 new positions
 - 2 faculty for health care administration program and political science and 1 for School of Social Work internship program
- Other Salaries and Benefits - \$79.2 million
 - \$0.6 million less than requested – additional turnover and statewide benefit savings

Rhode Island College

- Student Aid - \$13.8 million
 - \$0.2 million or 1.1% more than FY 2013
 - Governor includes language in Article 1 that requires the institutions to maintain tuition and financial aid for FY 2014 at same level as FY 2013 and maintain student financial aid ratio to tuition at the FY 2013 ratio

Rhode Island College

- Building Maintenance and Repairs - \$1.6 million
 - \$0.2 million less in an effort by College to control costs and improve efficiencies
- Debt Service - \$4.6 million
 - \$0.7 million more for general obligation bond debt service for the new art center project

RIC- Restricted Budget

- Governor recommends \$50.8 million
 - \$4.8 million or 10.4% more than enacted
 - \$4.7 million more than requested from Rhode Island Capital Plan funds
 - \$5.0 million more for infrastructure modernization
 - \$0.3 million less for asset protection projects

Rhode Island College

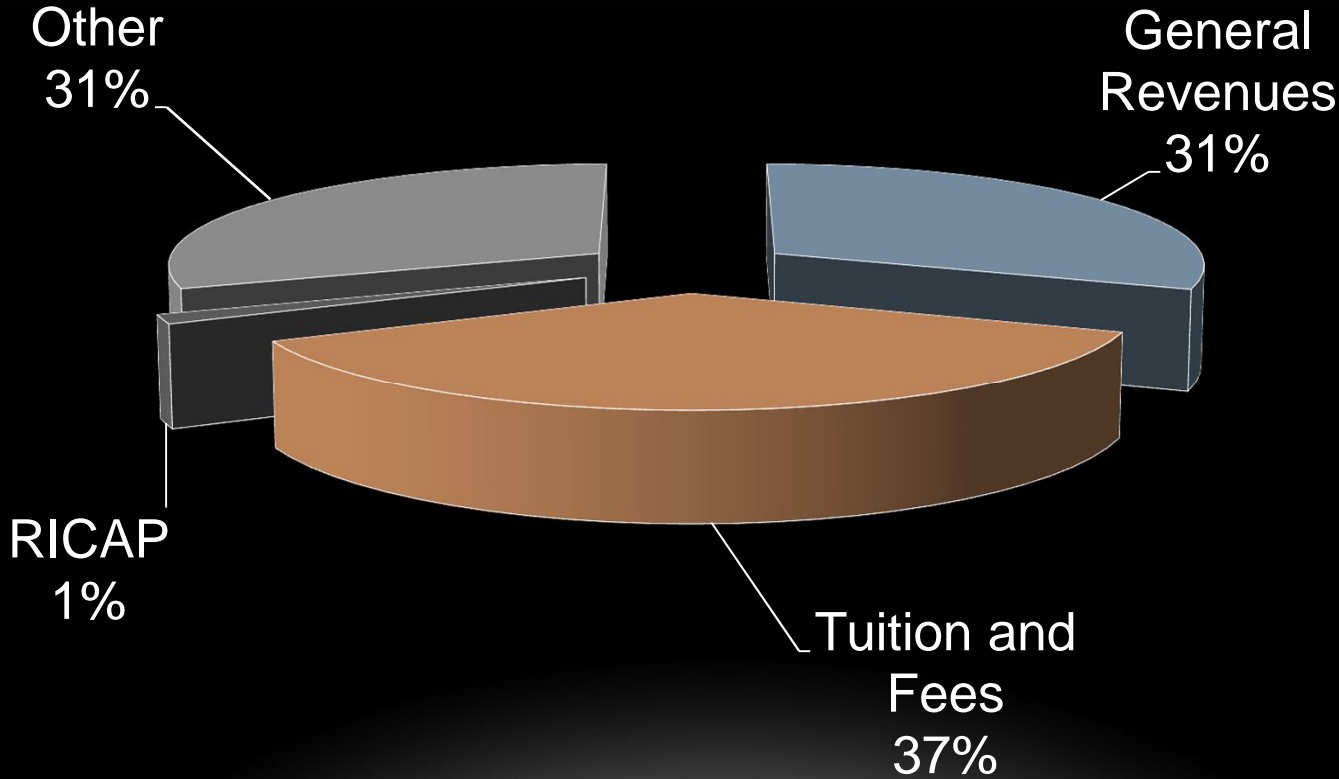
| (In millions) | FY 2010 | FY 2011 | FY 2012 | FY 2013 Gov. Rev. | FY 2014 Gov. |
|---------------------|----------|----------|----------|----------------------|-----------------|
| <i>Unrestricted</i> | \$ 102.3 | \$ 108.9 | \$ 113.6 | \$ 113.7 | \$ 115.1 |
| <i>State Share*</i> | 39.0% | 38.8% | 41.5% | 43.0% | 45.4% |
| <i>Total Budget</i> | \$ 145.1 | \$ 152.8 | \$ 167.6 | \$ 161.6 | \$ 165.9 |
| <i>State Share</i> | 27.2% | 27.7% | 28.1% | 30.3% | 31.5% |

*Includes General Revenues and RICAP

Community College of Rhode Island

| (In millions) | FY 2013 Enacted | FY 2013 Gov. Rev. | FY 2014 Request | FY 2014 Governor |
|--------------------|--------------------|----------------------|--------------------|---------------------|
| General Revenue | \$46.8 | \$46.6 | \$47.8 | \$46.4 |
| Tuition and Fees | 54.8 | 54.8 | 56.1 | 56.1 |
| Other Unrestricted | 4.2 | 4.2 | 4.7 | 4.7 |
| Restricted | 39.3 | 41.7 | 43.6 | 43.8 |
| Total | \$145.1 | \$147.4 | \$152.2 | \$151.0 |
| FTE Authorized | 754.1 | 754.1 | 754.1 | 754.1 |
| Third Party | 100.0 | 100.0 | 100.0 | 100.0 |
| Total | 854.1 | 854.1 | 854.1 | 854.1 |

CCRI Sources of Funds



CCRI- Unrestricted Budget

| Change to Revised | Request | Governor | Difference |
|-----------------------------|--------------------|--------------------|----------------------|
| Current Year Revisions | \$- | (\$172,868) | (\$172,868) |
| Salaries and Benefits | 944,829 | 761,484 | (183,345) |
| Vehicle Purchases | 175,000 | 175,000 | - |
| Academic Lab Renovations | 346,578 | 222,539 | (124,039) |
| Academic/Facility Equipment | 889,078 | 514,648 | (374,430) |
| Debt Service | 481,455 | (119,159) | (600,614) |
| Other Operating Expenses | (76,890) | 27,170 | 104,060 |
| Total | \$2,760,050 | \$1,408,814 | (\$1,351,236) |

Community College of Rhode Island

- Salaries and Benefits - \$80.1 million
 - \$0.7 million for benefit adjustments
 - Includes \$0.2 million in statewide benefit savings
- Vehicle Purchases - \$0.2 million
 - Replacement of dump truck and van over 10 years old
- Debt Service - \$3.2 million
 - Includes \$0.5 million for energy conservation

Community College of Rhode Island

- Academic Lab Renovations - \$3.4 million
 - Improvements to science labs, allied health labs and art department on Warwick and Lincoln campuses
- Academic and Facility Equipment - \$2.8 million
 - Updating and replacing equipment and furnishings for renovated labs
 - Library materials, classroom furniture, and educational supplies

Community College of Rhode Island

- Student Aid - \$3.9 million
 - No change to FY 2013
 - Aid is directly related to tuition and fee revenue – budget does include \$1.4 million more – thus an increase in aid would be expected
 - Governor includes language in Article 1 that requires the institutions to maintain tuition and financial aid for FY 2014 at same level as FY 2013 and maintain student financial aid ratio to tuition at the FY 2013 ratio

CCRI- Restricted Budget

- Governor recommends \$40.3 million
 - \$3.0 million or 7.4% more than enacted
 - \$0.8 more than requested
- Increases are in debt service and student aid

Community College of Rhode Island

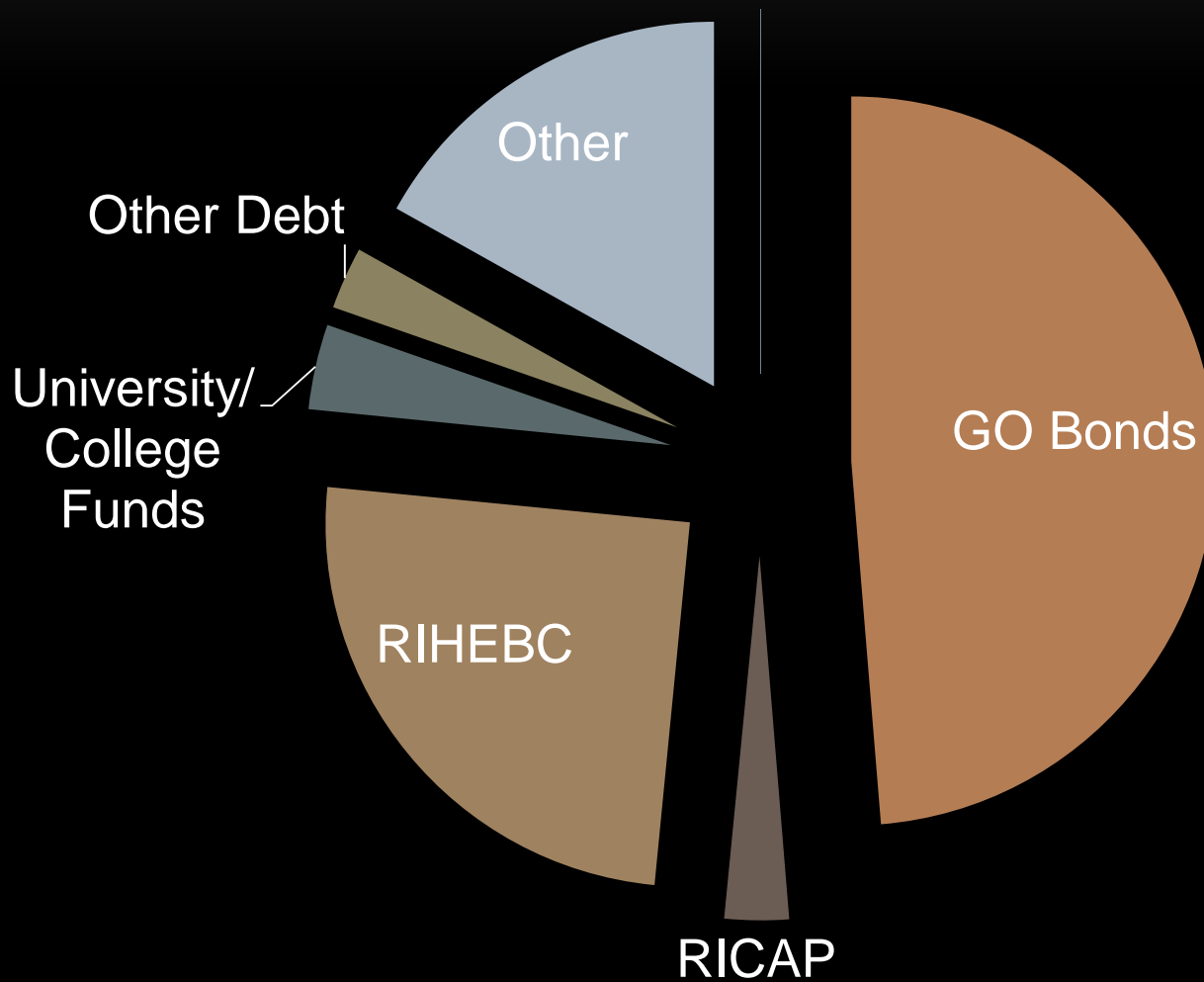
| (In millions) | FY 2010 | FY 2011 | FY 2012 | FY 2013 Gov. Rev. | FY 2014 Gov. |
|---------------------|----------|----------|----------|----------------------|-----------------|
| <i>Unrestricted</i> | \$ 95.4 | \$ 99.8 | \$ 103.2 | \$ 100.6 | \$ 105.0 |
| <i>State Share*</i> | 46.3% | 48.5% | 46.5% | 47.0% | 45.4% |
| <i>Total Budget</i> | \$ 126.0 | \$ 141.4 | \$ 154.1 | \$ 145.4 | \$ 145.3 |
| <i>State Share</i> | 35.1% | 34.2% | 31.1% | 33.7% | 32.2% |

*Includes General Revenues and RICAP

FY 2014 - FY 2018 Capital Budget

- \$564.4 million of new & ongoing projects
- Plus dozens of asset protection projects at each institution
- Campuses contain majority of state's physical property

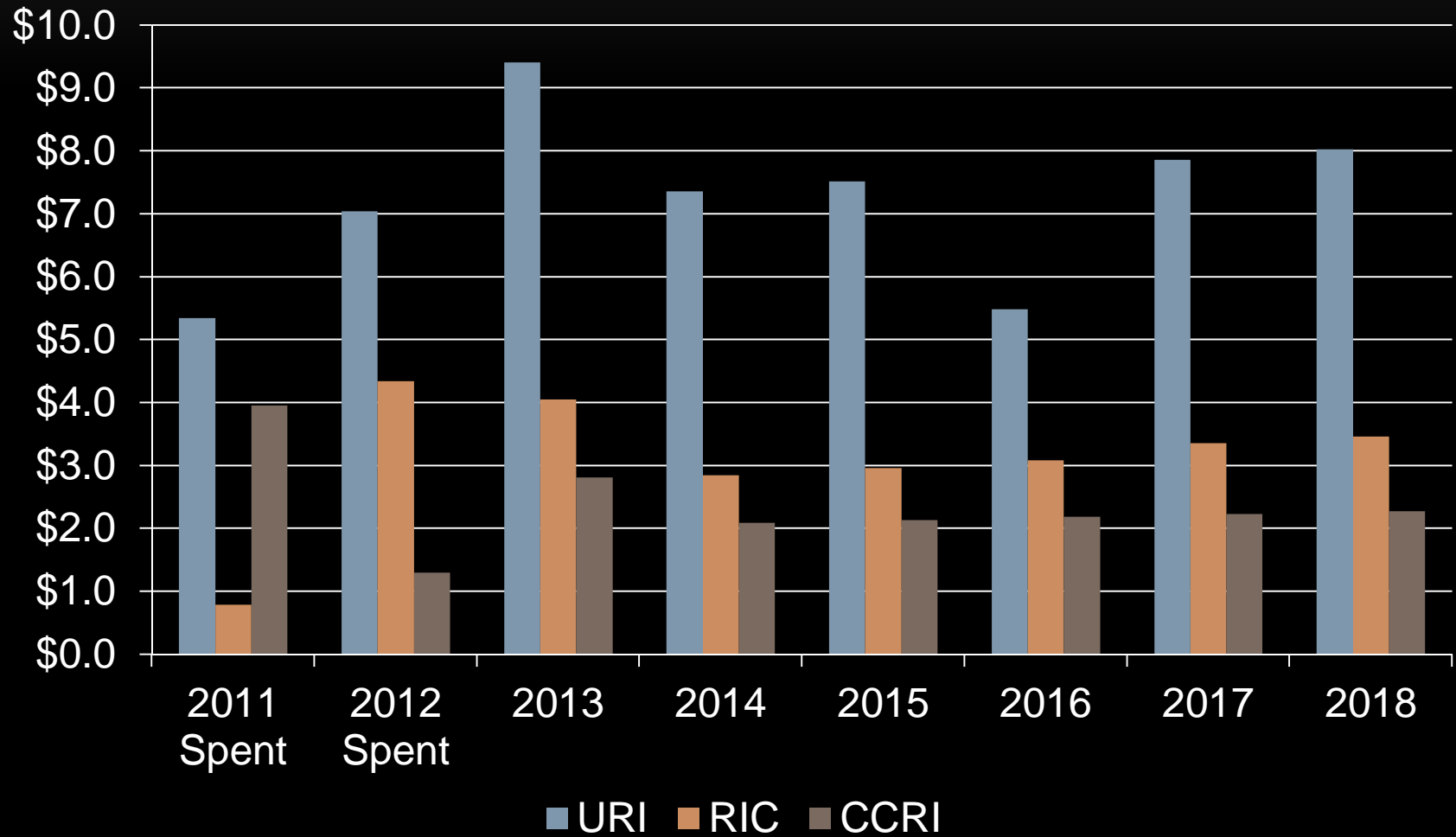
FY 2014 - FY 2018 Capital Budget



FY 2014 - FY 2018 Capital Budget

| | URI | RIC | CCRI | Total |
|--------------------|---------|---------|--------|---------|
| New Projects | 6 | - | - | 6 |
| Approved Projects | 26 | 14 | 5 | 45 |
| Total Projects | 32 | 14 | 5 | 51 |
| Cost (In millions) | \$343.7 | \$120.9 | \$37.0 | \$564.4 |

Asset Protection by Fiscal Year



G.O. Bonds

| Project | | Board Request | Gov. 2014 Ballot |
|-----------------------|--------------|----------------|------------------|
| Athletic Facilities | CCRI | \$12.9 | \$- |
| Knight Residence Hall | CCRI | 33.7 | - |
| Historic Quadrangle | URI | 52.6 | - |
| Engineering Quad. | URI | 139.0 | 102.5 |
| Fine Arts Center | URI | 66.2 | 65.0 |
| | Total | \$354.4 | \$167.5 |

URI Engineering Quadrangle

- Governor recommends placing \$102.5 million on November 2014 ballot
- Includes renovations or additions to classrooms, offices, teaching laboratories, elevators, restrooms, the roofs and HVAC systems

| | |
|-----------------|---|
| - Bliss Hall | - Kelly Hall & Annex |
| - Crawford Hall | - Wales Hall |
| - Gilbreth Hall | - Sheets Building on Narraganset Bay Campus |

URI Fine Arts Center

- Governor recommends placing \$65.0 million on November 2014 ballot
- Includes a complete renovation and enhancements to the 120,720 square foot fine arts center
- The reconfiguration of interior spaces and enhancements to the performance and studio facilities, parking lot improvements, landscaping and work on the storm water management system

Shared Nursing Education Center

- Request includes \$67.2 million from 3rd party financing and RICAP funds to construct new 120,000 sq. ft. joint nursing building for URI and RIC in Providence
- Governor recommends \$9.8 million from RICAP
 - \$0.5 million for FY 2014 for architectural and engineering plans
 - \$2.0 million for FY 2014 to renovate existing nursing facilities at URI
 - \$7.1 million for post-FY 2018 period – no current plan

New Capital: URI – In Millions

| Project | Cost | Funds | Start |
|--|-------------|--------------------------|--------------|
| Student Housing Improvements – Planning | \$0.1 | Auxiliary Sources | FY 13 |
| University Inn, Admissions, Housing and Retail | \$57.0 | 3 rd Party | FY 14 |
| Tyler Hall Phase II | \$5.5 | RIHEBC/Private Sources | FY 18 |
| Combined Health & Counseling Center | \$20.3 | Auxiliary/RIHEBC/Private | FY 18 |
| Shepard Building Updates | \$4.6 | RICAP | FY 18 |
| Bay Campus Utilities & Infrastructure | \$2.0 | RIHEBC | FY 18 |

New Capital: URI

Student Housing Improvements - Planning

- Planning for student housing improvements or replacement
- Estimated 1,100 beds

University Inn, Admissions, Housing and Retail

- Mixed use inn
- Public/private partnership where inn will be privately owned and managed on URI property
- 100 bed hotel, 20 2-bedroom apartments, restaurant/University Club, retail bookstore, conference space

New Capital: URI

Tyler Hall Phase II

- Computer science department lab and office renovations
- Upgrade of HVAC system, infrastructure, telecommunications data capacity, and utilities

Combined Health and Counseling Center

- Combine health services and counseling center into single facility

New Capital: URI

Shepard Building Updates

- Roof replacement, receiving door replacement, Westminster Street entrance renovations, restroom floors replacement

Bay Campus – Utilities and Infrastructure

- Repairs to roads, parking lots, walkways, potable water and sewage pumping stations and pier

Other New Debt

- Governor did not submit resolution for Assembly approval of debt
- Set to begin in FY 2014 in Governor's capital budget
- 2013 Assembly must authorize debt

| (In millions) | FY 2014 Gov. Rec. |
|---|----------------------|
| CCRI Athletic Facilities | \$12.9 |
| URI Facilities Services Sector Upgrade | 12.1 |
| URI Kingston Parking Garage | 15.7 |
| URI Infrastructure Upgrade | 10.5 |
| Total | \$52.2 |

Public Higher Education

FY 2013 Revised and
FY 2014 Budgets, Capital Budget
Staff Presentation
March 28, 2013